

Session 3: The potential and impact of bio-waste prevention measures – assessment and monitoring tools

Miniwaste Conference Brno

13 September, 2011

Laurence Galon –Miniwaste project coordinator – Rennes Métropole



Presentation of Miniwaste computerized tool

- **Objectives of the tool**

- **Structure in 3 modules:**
 - **Module 1: definition of indicators and methods of calculation / waste prevention worksheets**
 - **Module 2: Procedural sheets and dashboards**
 - **Module 3: Presentation of initiative results**

- **Format of the tool**

Presentation of Miniwaste computerized tool

Access to the tool
by the module 1



Module 1 : a territorial
diagnostic and consult
appropriate preventive
actions

Decision-Making module

indicators table	Good practices guide
---------------------	-------------------------

territorial diagnosis

Proposition of
different options

Access to the tool
by the module 2



Module 2 :
implementation and
monitoring chosen
actions

Actions monitoring module

Procedure + Monitoring dashboards



Module 3 : view
the results of
these actions

Result consultation module

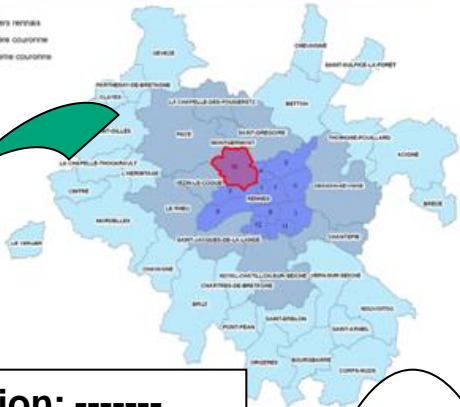
Analyses sheets

Presentation of the Module 1

Module 1 : a territorial diagnostic and consult appropriate preventive actions

Répartition géographique des communes de Rennes Métropole

- Quartiers riveaux
- Première couronne
- Deuxième couronne



- Population: -----
- Type of housing:-----
- Green spaces:-----
- Food waste:-----
- Waste production:---
-
-

**bio-waste
diagnostic
indicators**

Comparison
with

**European
reference
values**

1- community
composting

2- green waste
reduction

3-vermicomposting

W
o
r
k
s
h
e
e
t
s

The users can choose
actions towards the best
actions proposed by
tool:



Presentation of the Module 2

MODULE 2 : implementation and monitoring chosen actions towards 6 type of prevention actions

One procedural sheet for
each type of action



1-Home composting

2-Community composting

3-Composting for restaurant services

4-Combating food waste

5-Sustainable gardening practices

6-Animal feed



-Actors involved

-implementation:

Diagnostic and definition of objectives

Involvement of partners and key actors

Preparation and launch of the operation

Communication, training, and general administration

Launch

Monitoring and continuous improvement

Evaluation of the initiative

Estimated costs:

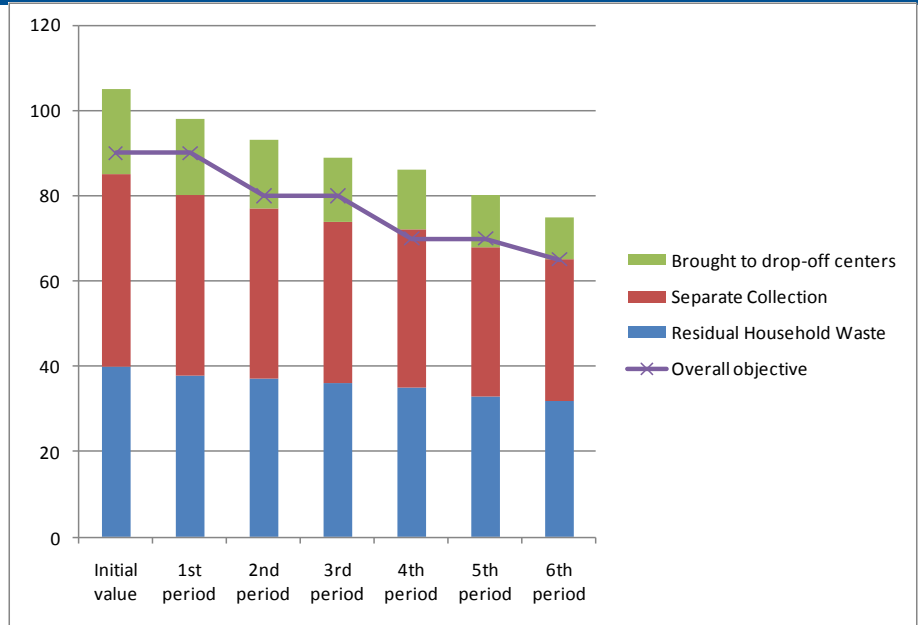
Required staff:

**Examples of results obtained in
Europe:**

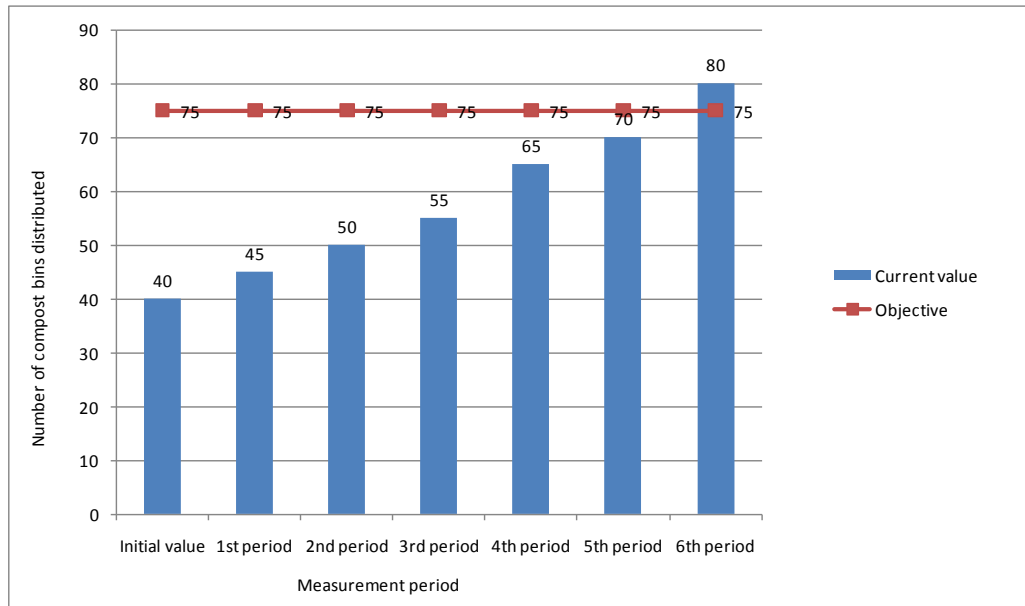
Presentation of the Module 3

Graphical illustration of results

▶ General results tab



▶ Initiative specific results tab – required indicators



Format of the computerized tool

- **fully configurable tool**
- **downloadable on the Miniwaste website**
- **spreadsheet tools with a global reach**
- **easy to use and ergonomic**
- **help and tutorials in English and in French**



**Visit the Miniwaste website
to download the tool in 2013!**